

Established
1977



www.wptriumph.org

Azus Anuz T

Volume 36 Number 4

Zōōs Nūz

January, 2013

President, Don Harkus
Special Assistant to the Prez
Vice President, Gary Fredo
Bicycle Events Chairman, Ken Mikos

724-822-5447
Fred Williams
724-378-9610
412-795-8248

Treasurer, Bruce Stutzman
Rec. Sec./Web Master, Dex Stoltz
Membership Chair, Richard Dick
Newsletter Editor, Bruce Stutzman

412-600-7275
dexter@stoltzhaus.com
britcarnuts@comcast.net
stutzmans@comcast.net

Business and/or social meetings are held monthly close to the middle of the month. Please refer to newsletter for the time and location.

The Crack Of Don

Winter is upon us. So far we out lasted the Mayan calendar with no major problems. I hope some of you have car projects that you are doing. Fred and I jumped into a project up to our necks; it's a good thing that Fred can swim. We are working on a TR4. We have done some major metal work to it, and it is starting to take shape very nicely.

Last month was the No Meeting meeting at Quaker Steak & Lube. Like always there was a good turn-out. Lots of Bull and with just enough beer (not too much).

On January 12th is the Planning Meeting on the Southside. This is where we schedule most of the events for next year. So if you are not going to attend make sure that Gary knows what event you have planned or might want to do; or any ideas that you have in mind.

I hope you all are going to attend the Holiday Party on the 19th, also on the Southside. I know there are some nice door prizes to be given out. The gang always puts on a nice party.

Put it on your calendar to go to Team Triumph with us on February 9th. Scott would love to see all of us, even if you aren't spending a lot of money there.

Again, if you haven't sent in your dues to Richard please do so.

Happy New Year

Don

Dues Are Due

by Richard Dick

My thanks to all of the members who paid their dues promptly! The surprise to me is the number that paid for more than just this year. Again, thank you! If your address label has "Expires Dec. '12", then you are among the lucky 71 who still need to send me \$20.00. PLEASE make checks/m.o. payable to "WPTA". Cash is also accepted but no credit cards. Payment for multiple years is very good and also very acceptable.

Make the check or money order payable to "WPTA" in the amount of \$20.00 and send it to Richard Dick, 106 Cypress Ave., Monongahela, PA 15063. If you have a question or comment, give me a call at 724.379.5172 or better yet email me at britcarnuts@comcast.net. Do it now so you don't forget!

Please include any and all updates in physical address, email address, phone numbers, cars, etc that you have made during the past year. I don't mind getting repeat information. I try my best to keep accurate information for the club. Lastly, if you wish to not receive a printed copy of the newsletter and use only the web, let me know this as well. We already have several who wish to go online for the information.

Rich

Planning Meeting (Steering Committee)

January 12, 2013 10:00AM

Excuses on the Southside, 2526 E Carson Street

The planning meeting will be held on January 12, 2013 at 10:00AM at Excuses on South Side. Remember that Excuses no longer serves breakfast but they do serve lunch starting at 10:00. So have an early breakfast at home so you will be ready for an early lunch. Or we could take care of the planning first and eat lunch afterwards. Either way, we'll figure it out that morning. If you have an idea for an event, this is where you want to be. As always, if you can't make the meeting but want to plan an event then drop me an email at garyfredo@yahoo.com or call me at 724-378-9610. Events can be anything from a fairly simple country drive to more complex rally type drives incorporating trick questions, etc. Both types of events are welcome and needed to keep a nicely balanced calendar of events throughout the year. I will have copies of the Event Guidelines at the planning meeting and they are also available on the website in the member's only section. Maybe I'll even remember to bring my calendar this year. It would be great to see some new faces at the Planning Meeting this year. We have plenty of room on the calendar for the annual events that everyone enjoys as well as new ideas.

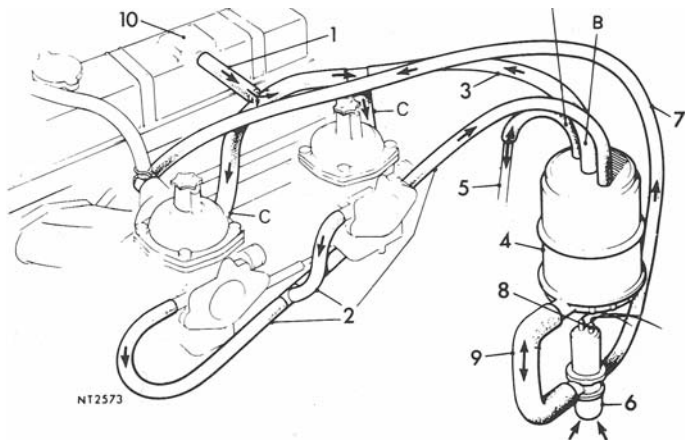
I also want to take a minute to thank everyone who planned events in 2012. A lot of work goes into planning these events and I really appreciate the effort that everyone puts into the events. It's the hard work of everyone that plans these events that make them so enjoyable. Please remember to thank the people who put together these events since your attendance and appreciation are the only form of compensation that they receive! If you haven't attended one of our events lately then what are you waiting for? The best way to enjoy your Triumph is to get out and drive it so come on out to an event in 2013.

Gary

Run to Team Triumph

Our annual trip to Team Triumph will be on Saturday, February 9, 2013. As usual we will meet at Perkin's restaurant on Route 19 in Cranberry for breakfast at 8AM and caravan from there at about 9:00 am to Team Triumph in Warren Ohio. We usually spend several hours at Team Triumph looking through parts, buying stuff and generally BSing before heading to a local establishment for a late lunch. More details in next month's newsletter.

Mail your Holiday Party Reservations in today, see details inside



Carbon Canisters

a.k.a. Charcoal Canisters

a.k.a. Absorption Canisters

by Bruce Stutzman

If you own a 1971 or later Spitfire or a 1970 or later TR6, MGB or Spridget, your car came equipped with an evaporative loss control system. Its purpose is to prevent fuel vapors from escaping into the atmosphere, which they had always done, and its most obvious features are the carbon canister and a lot of hoses on the carburetor side of the engine. Some late Spitfires even had 2 canisters.

First, the fuel tank was sealed and vented into a 2 outlet canister. In 1973, the factory went to a 3 outlet canister also venting the carburetor float chambers. The 3 outlet canister includes an anti run-on valve attached to its bottom making an even more complicated looking array of wires and hoses.

The attached illustration is from a TR6 manual.

The now sealed fuel tank is vented into the canister via a long pipe and hose, #5 in the illustration. The float bowls are vented into the canister via hoses from the front left side of the carbs, #2 in the illustration. These vapors are absorbed by the charcoal granules in the canister.

The third and larger outlet on top of the canister is the purge line into the mixing chambers on the right side of the carbs, #3 in the illustration. When the engine is running, the vacuum (depression in Brit speak) in the carburetor mixing chambers draws fresh air through an outlet at the bottom of the canister, purging the fuel vapors in the canister and drawing them into the carbs. They are then burned in the engine along with crankcase blow-by, #1 in the illustration.

The purpose of the anti run-on valve, #6 in the illustration, is to keep the engine from dieseling when the ignition is turned off. It has 2 wires going to it and, the most obvious feature, a hose going to the intake manifold, #7 in the illustration.

If these components are on your car, it is important that, for the carburetors to function properly, the hoses must be in good condition and fit tightly.

If you remove them, the fuel tank and carburetor float bowl vents must be open to the atmosphere. The outlet into the intake manifold for hose #7 must be sealed and the T fitting end where hose #3 connects going into the carbs must also be closed. The crankcase emission hoses into the carbs must remain intact and in good condition.

Bruce

WPTA Windshield Decals

Thanks to Wil we have new club decals. Get yours free from Wil, Don or Bruce.

No Meeting Report

The food and refreshments were great, the company was excellent, but the weather, well two out of three isn't that bad. Actually the weather was decent for mid-December and we actually had two members show up in British cars. Don Stewart brought his Mini truck and Ralph Andrus brought his TR6. Pretty cool. The service was great again this year. Thanks to the staff at QS&L. Don brought some of the door prizes donated by Scott Harper for the holiday party. There were some pretty cool jigsaw puzzles of some of our cars. So don't forget to get your reservation in for the holiday party so you can get some door prizes as well as all the other fun that goes with the holiday party. As always, there was plenty of bench racing, good conversation and a good time was had by all.

Gary

New Member

A warm welcome goes to our new members Tim and Debbie Plesz of Greensburg and their 1960 Austin Healey 3000 MKI BT7. Membership courtesy of Ed Woods. We look forward to seeing you at our events.



TR250 with Golden Gate Bridge

Triumphest and VTR National Convention

The Triumph Travelers Sports Car Club is hosting a combined Triumphest and Vintage Triumph Register National Convention, **October 2-6, 2013**. This event will be based out of the Embassy Suites Hotel in San Rafael, CA. Plenty of fun-filled activities will include traditional Triumphest events and the VTR events, and include a Time-Distance-Speed Rallye, and a Concours D'Elegance at the exclusive San Francisco Yacht Club. An autocross, Funkhana, and Le Mans Start will be held at the Sonoma Raceway (formerly Sears Point). Added bonus: Napa/Sonoma Wine country, Marin coastal beaches, and San Francisco are all a short drive from hotel.



TR6 chokes

Cold Start Devices (Brit speak)

by Bruce Stutzman

First a truism – You can pull with wire but you can't push. TR250 and early TR6 chokes are operated by a flexible choke cable made up of multi strands of wire. You pull the cable you open the chokes. You push the cable back in — the chokes close but the cable didn't push them closed; return springs closed them just like on all preceding TRs.

In 1973 Triumph engineers, for some reason, defied this truism. They removed the return springs and changed the flexible choke cable to one strand of stiff wire. From then on the new TR6 owner would be pushing with wire.

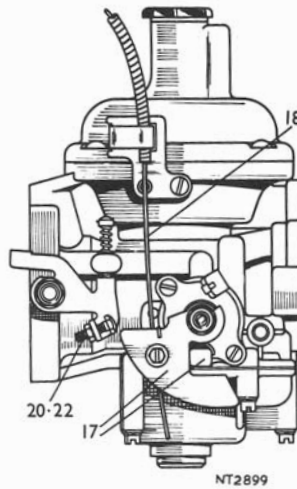
As with several other cost saving innovations on new TR6s, chokes without return springs worked when new. Maybe not so well though after years of use with all the grit, grime, adjustment problems and worn components that come with its use.

When in use the choke does two things: richens the mixture and increases the idle speed. Problems come when you push in the choke knob and think you closed the chokes but they didn't close the whole way. You load the spark plugs, blow black smoke out the tail pipes and can't get the idle down. And you don't know why.

Maybe you or a previous owner bought a new choke cable to replace the worn out original and got an early flexible one without realizing there was a difference. Maybe the clips that hold the cables to the carb bodies are loose or even missing. Maybe the cables are badly worn or just not properly adjusted. Etc, Etc.

But the chokes being closed is critical to proper carburetor performance. They are located on the left side of the carbs as you face them. If you're not sure what they look like just follow the cables. To close them, reach in and pull the levers toward you. Make sure the fast idle screws are then not touching the levers.

Here's a good fix! The choke return springs standard on the early carbs are still available new and can be easily fitted to your chokes. Then - no more trying to push with wire.



Bruce

Classified

FOR SALE: Triumph Sheetmetal from the vault!

TR2 Excellent rust free complete front apron assembly-no dents. Excellent original chromed cast grill- will sell only with APRON (no pits).

TR-3/3A, 6 Left Rear fenders/wings, 5 Right Rear fenders, 2 Right Front fenders, 2 Left front fenders, 2 door pairs (fair), 6 Bonnets, 8 Boot lids, 4 Spare tire covers.

TR-4/4A/250, 4 Boot Lids, 2 pair doors, 1 Left front fender (fair), 1 Right front fender (fair), 1pr new rear fenders, 1 NOS radiator wall panel

Spitfire/GT6, 4pr sill panels-OEM, 1 NOS Spit 1500 new bonnet center section.

Located just outside Ithaca NY, Call Russ Moore, (607) 539-7442, Email: rem9@twcny.rr.com Contact for pictures; I'm trying to build the war chest for an Ed Major inspired TR-250 ground up build.



Holiday Party

Ho, ho, ho! Santa is still bringing Christmas cheer even after December, so please join us for our annual Holiday Party in January! This year we'll be at McCormick & Schmick's in the Southside Works. Our menu will include appetizers, a dinner choice of salmon, chicken or steak, and a luscious dessert. Cash bar. The cost per guest is \$40.

Saturday, January 19th, 6pm

McCormick & Schmick's

2667 Sidney Street, Pittsburgh PA, 15203

Covered parking is available in the garage across the street, \$4

The big guy in the red suit has already promised some great presents for all the good British car fans! Lump of coal for those of you who left your Triumph out in the rain...

Do you have some great pictures of you and your car this year? Send them on over to tbulebush@comcast.net.

Please RSVP by January 12th with your check, made payable to "WPTA", to: Jan & Todd Bulebush, 1203 Sneer Drive, Pittsburgh, PA 15236.

If you have any questions, please contact Jan and Todd at (412) 714-8339 or Kim and Larry Ross (412) 780-8495.

~ Events Of Other Interest ~

Jun 12-15 **Triumph Register of America**
National Convention. Aurora Kentucky
Jeff & Libby Slaton j_slaton@bellsouth.net
270-978-6397

Sep 5-8 **Friends of Triumph - Kastner Cup**
Road America, Elkart Lake WI

Special WPTA Club meeting Friday at 12 midnight at Seibkins

Oct 2-6 **Vintage Triumph Register**
San Rafael, CA

Established
1977



WESTERN PENNSYLVANIA TRIUMPH ASSOCIATION

2348 Weston Dr., Pittsburgh PA 15241

A CHAPTER OF THE VINTAGE TRIUMPH REGISTER
A CENTER OF THE TRIUMPH REGISTER OF AMERICA

www.wptriumph.org

**January 2013
Issue of the
Dzus Dnuuz**

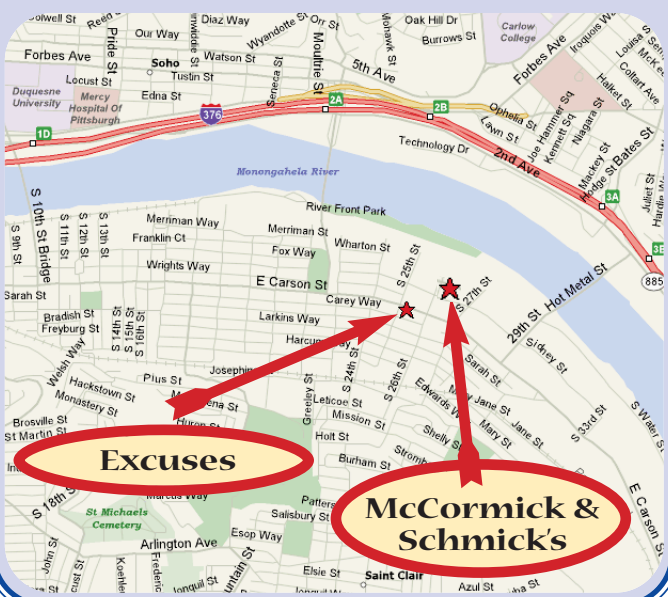
Jan 14, Cars & Coffee -- Jan 15, Beer & Bull
January 12 -- Planning Meeting
January 19 -- Holiday Party

Jan. 12, Planning Meeting

Planning Meeting is scheduled for 10:00 AM January 12
at **Excuses on the Southside, 2526 E Carson Street.**

Jan. 19, Holiday Party

2667 Sidney Street, Pittsburgh PA, 15203 Covered
parking is available in the garage across the street, \$4



~ Calendar of Events ~

- Jan 12 Planning Meeting,**
Excuses on the South Side
Gary Fredo 724-378-9610
- Jan 14 Cars & Coffee** at Kings McMurray Rd
Rick Brown, 412-818-1433
- Jan 15 Bud's Beer & Bull**
6 pm at Iron Creek Grill, Cuddy, PA
Bud Osbourne 724-356-4464
- Jan 19 2013 Holiday Party,**
McCormick & Schmick's
South Side Works, 2667 Sidney Street
Pittsburgh, PA. 15203
Larry Ross 412-780-8495
Todd Bulebush 412-461-5599
- Jan 28 Dzus Dnuuz Meeting, 6:00 PM**
Primanti's I-79 Exit 60
- Feb 9 Run to Team Triumph**
Don Harkus 724-822-5447
dharkus@aol.com
- Mar 2 Slot Car Racing**
Jim Keenan 330-318-8279



We have plenty of room on the calendar for the
annual events that everyone enjoys as well as new ideas,
so bring you ideas to the meeting.